



RAM SALE

Friday 9th October 2020
1pm on AuctionsPlus



50 Cashmore Nudie Rams

Economic Progress 2019 was \$8.05 per ewe mated.



John Keiller 0409 804 638
www.cashmorepark.com.au
Email: cashmorepark@bordnet.com.au



Cashmore Nudies

September 2020 Newsletter



Economic progress 2019 was \$8.05 per ewe mated.

Classed Nudie stud ewes February 2020 pre joining. Shedding score average 2.5.

Hi all,
Please find a few ideas and an update on the efforts we continue to put into breeding better easy care Nudie sheep.
Regards,
John R. Keiller
JB Keiller
John & Brigita Keiller

Starting a non shear/crutch Nudie ewe flock

With the current prices for plus 30 micron wool being about 40% of the 10 year average, I have been fielding a few enquiries as how to set up a non shearing easy care Nudie flock.

Following are some ideas that may help.

Option 1 is purchase some shedding ewes and increase numbers from them. You could use Wilti Poll, Aussie Whites or Southern Dorpers but in the past this has been hard as there are relatively few flocks of these type of sheep, and certainly most are not large scale. The general comment about them has been parasite and feet issues when taken into wet country.

Option 2 is box all your maternal ewes together, then have a draft or class down the race to select for short wool, low fleece weights, short staple length. Downs types seem to be a good base to grade from as shedding seems to come off them a bit quicker. Don't forget to select all the bare heads and legs. Breed surplus to total replacement numbers needed, i.e. so you can have a heavy draft of the F1's and keep those showing less wool characteristics.

Option 3 is if you already have a shedding flock mate to Nudie rams.



Nudie Stud ewe lambs, 2019 August / September drop, Autumn 2020

Optimum Nudie flock structures

We need some strategy to produce enough replacement females and also maximise genetic improvement and performance of the ewe flock.

I don't believe there is any room for Terminal rams in a self replacing system for the foreseeable future. The ewe is the engine room of our self replacing systems and we must strive to make them better each year. With the current genetic lag between Maternal Composites and Nudie/Cleanskin/Shedding sheep clear, how do we set up a system to provide enough replacement ewes at the highest genetic merit.

For easy numbers lets assume 1200 total females and 125% lambing.

	#	Lambs Produced	
Ewe lambs	200	200	750 ewe lambs 750 wether lambs
1.5 YO	200	260	
2.5 YO	200	260	
3.5 YO	200	260	retain best 200 ewes with enough shedding
4.5 YO	200	260	
5.5 YO	200	260	
	1200	1500	

At first glance you could draft off clean ewes and mate to clean rams to provide 200 replacements annually, but the rams will have lower performance as they have less Maternal content in them.

A better approach is to mate all ewes to rams with enough shedding to provide 200 "clean enough" to be drafted from the 750 produced. The remaining ewe lambs and wether lambs will have bare breeches, not need shearing and can go straight on the truck.

These young ewes have 5 productive years a head delivering high performance outcomes and will help close the gap between Nudies and Maternals.

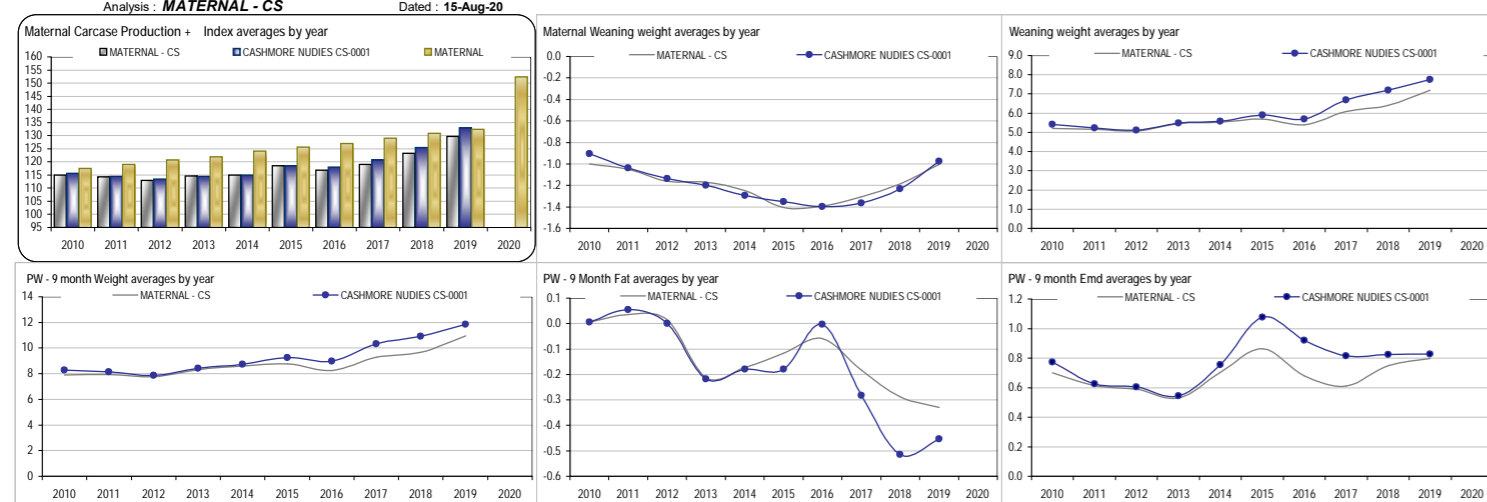
2019 genetic progress \$8.05 per ewe mated

This is why we do all the hard yards and performance recording so many sheep. Below graphs show significant improvement in the important NLW breeding value.

CASHMORE NUDES

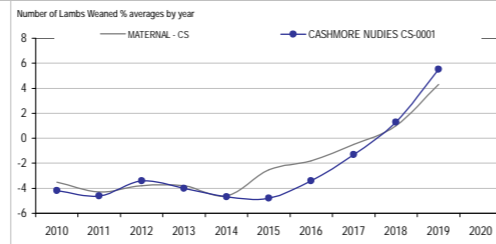
JOHN KEILLER
CS-0001
Analysis: MATERNAL - CS Dated: 15-Aug-20

SHEEP GENETICS



MATERNAL - CS												
Year	WWT	PWWT	PFAT	PEMD	YGF%	YFD	NLW%	YNLW%	PWEC	MCP+	Mat\$	Counts
2011	5.1	7.9	0.0	0.6	-4.1	-0.95	-4.3	-1.7	-10.4	114.4	115.9	880
2012	5.1	7.8	0.0	0.6	-4.3	-0.98	-3.8	-1.5	-14.3	113.0	115.2	963
2013	5.5	8.3	-0.2	0.5	-3.3	-0.83	-3.8	-0.6	-24.7	114.6	117.1	850
2014	5.5	8.6	-0.2	0.7	-4.1	-0.88	-4.6	0.0	-22.2	114.9	117.4	1056
2015	5.7	8.8	-0.1	0.9	-4.7	-0.84	-2.5	1.8	-33.4	118.5	120.7	1187
2016	5.4	8.3	-0.1	0.7	-3.7	-0.88	-1.8	2.3	-33.4	118.8	119.3	2063
2017	6.1	9.3	-0.2	0.6	-3.5	-0.81	-0.5	3.2	-31.3	119.1	122.8	2544
2018	6.4	9.7	-0.3	0.7	-3.7	-0.80	1.0	4.8	-36.1	123.3	127.4	2382
2019	7.2	10.9	-0.3	0.8	-1.5	-0.58	4.3	9.0	-34.8	129.7	135.9	1650
2020	0.0	0.0	0.0	0.0	0.0	0.00	0.0	0.0	0.0	0.0	0.0	0

CASHMORE NUDES CS-0001												
Year	WWT	PWWT	PFAT	PEMD	YGF%	YFD	NLW%	YNLW%	PWEC	MCP+	Mat\$	Counts
2011	5.2	8.1	0.1	0.6	-4.6	-0.95	-4.6	-1.8	-8.7	114.4	115.7	691
2012	5.1	7.9	0.0	0.6	-4.7	-0.98	-3.4	-1.0	-12.0	113.5	115.6	620
2013	5.5	8.4	-0.2	0.5	-3.6	-0.83	-4.0	-0.8	-21.2	114.5	116.7	659
2014	5.6	8.7	-0.2	0.8	-4.5	-0.87	-4.7	0.2	-19.5	114.9	117.3	814
2015	5.9	9.3	-0.2	1.1	-6.4	-0.79	-4.8	0.3	-24.8	118.5	119.9	688
2016	5.7	9.0	0.0	0.9	-3.7	-0.70	-3.4	1.1	-19.8	118.0	120.0	769
2017	6.7	10.3	-0.3	0.8	-3.8	-0.66	-1.3	3.3	-14.4	120.8	125.0	970
2018	7.2	10.9	-0.5	0.8	-3.4	-0.66	1.3	6.6	-21.0	125.5	130.8	1034
2019	7.7	11.9	-0.5	0.8	-0.5	-0.44	5.5	11.1	-22.7	132.8	139.6	929
2020	0.0	0.0	0.0	0.0	0.0	0.00	0.0	0.0	0.0	0.0	0.0	0



CASHMORE NUDES CS-0001	
Fleeces	Yes
Weights	Yes
Carcass	Yes
FEC	Yes
Reproduction	Yes



Cosmetics verse production and profits; how much wool do we need off?

It seems that shedding sheep are plagued with how they look but in fact we should be interested in how they perform. You hear people say that they like to look at a nice clean shedding animal, that they look better and present better in the yards. I think sheep get it hard here because farmers are allowed to have a cow, horse or dog with a bit of hair in the winter but sheep have to be clean all the time. Our aim is to get out of the shearing shed and off the crutching trailer so provided flies are not a problem a bit of a saddle up the back is a small aesthetic price to pay.

The biggest cost in having clean skin sheep "clean" is the lost opportunity in annual production. While people walk about talking how nice and clean they look they are losing their chance at faster genetic gain. Simply what is happening is that because there are more maternal sheep breeders with many more recorded animals these animals are making faster genetic progress. These maternal genes must be leveraged and included in shedding animals however in the process some wool will be added.

The Cashmore Nudies are 5 years genetic progress, about 20 index points behind our top level Maternal flock. The 2019 Nudies average 55 on the percentile table while the Maternals with quite a lot of R and D animals included average the 10% band.

So the question stands as, "What is life threatening wool to you?"

The cost of wool

I have revisited a spread sheet sitting on the desktop for the past 15 years and made a few edits to see what the cost of wool actually is.

The income side only has three positives, being wool in the form of crutchings and fleece and then skins from slaughter animals. All at the moment are at historic lows.

On the cost side the list is extensive with shearing and crutching being a large proportion. What is unrecognised is the weight loss



800 Adults classed back to 8 Embryo transfer Donors.
A balance of shedding, fertility and Maternal genes. Autumn 2020.



Stud nudie ewes scanned twins, June 2020.

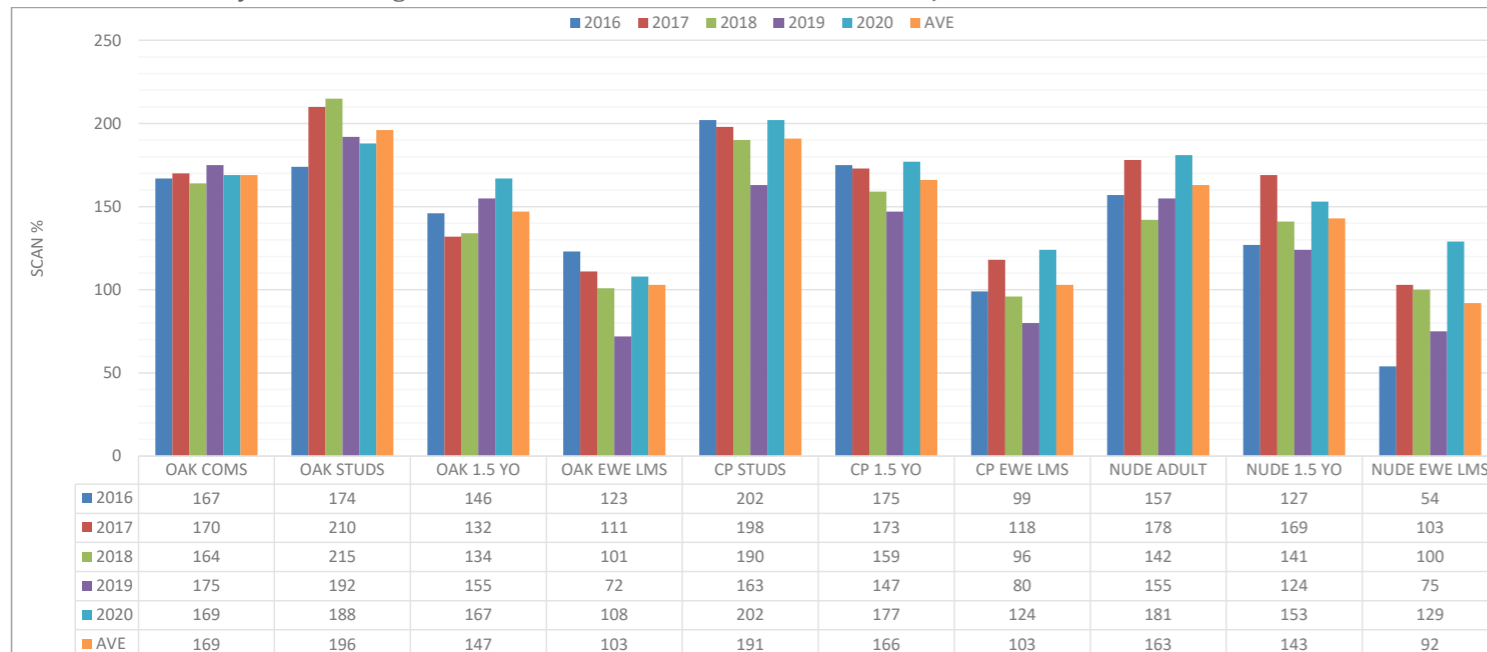
Pregnancy scanning compared

I compiled the following graph from 50,000 pregnancy scan records to answer a common question of what level of reproductive performance do the Nudies have across all our sheep flocks.

OAK COMS are Dons demoted stud ewes joined Jan 1 each year with an excellent result at 169%. His 2 to 5 YO studs sit on 196, his 1.5 YO at 147.

The Cashmore sheep are joined in March each year with the Nudie ewes 28% less embryos and the 1.5 YO 23% less. This equates to about 10% when viewed as the NLW ASBV. Our aim has been to lift fertility with the better animals, mostly Maternal infused, now having 27% NLW.

5 year scanning %, Don's commercial Maternals and Studs, John's Stud and Nudies



Ewe Flock	10000					Cost			Income		
Lambs	13500					times	cost	\$	kg	\$	\$
muster ewes		twice	15 mobs	15	2	50		1500			
crutching ewes		twice	10000	1	2	1.35		27000	0.3	0.15	450
yard time weight loss crutching		twice	10000	1	2	1.80		36000			
weight loss 1% of 60 kg 30 hrs in yards		value \$3 kg live weight									
crutching lambs		mustered with ewes once		13500		1	1.1	0	0.1	0.15	203
yard time weight loss		once		13500	1	1	1.05	14175			
weight loss 1% of 30 kg 30 hrs in yards		value \$3.50 kg live weight									
muster ewes		once	15 mobs	15	1	50		750			
shear ewes		once	10000	1	1	7		70000	3.5	0.80	28000
yard time weight loss		once	10000	1	1	1.35		13500			
weight loss 1% of 60 kg 30 hrs in yards		value \$3 kg live weight									
Bung hole odd lamb before sale								500			
wool packs				170	10			1700			
electricity								500			
fly / losses on struck sheep			24000		25	150		3750			
fly chemicals / marking			10000			0.1		1000			
labour fly surveillance			10000			0.05		500			
depreciation on shed								500			
opportunity cost								1000			
annual maintenance								1000			
Lambs pelt / skin value, NCV to \$14 lms				11000							22000
Ewes pelt value				1200			2				2400
								173375			
				costs \$ per ewe				17.34			
				income per ewe							5.31
				Wool cost per ewe				12.03			
				Business loss				120323			